











Emotions Bingo (KS 1-2)







This activity is designed to support students in developing their emotional language and understanding. It can be used in a few different ways, here are a few examples to get you started







1. Read out the emotion words for children to match with the emojis on their bingo cards.
2. Ask students to come to the front of the class and act out the emotions for the others to identify on their bingo cards (words or emojis).
3. Show the emoji for pupils to identify the emotion word on their bingo card.











Happy	Silly	
	Sad	
Angry	Excited	Scared

Excited		Sad
	Worried	Scared
Silly	Happy	

Happy	Angry	
Sad		Silly
	Excited	Tired

Excited	Tired	Sad
	Worried	
Silly	Scared	

Happy	Excited	
Scared		Silly
	Angry	Tired

Angry	Tired	Sad
	Happy	
Silly	Scared	

Happy	Sad	
Scared		Silly
	Excited	Tired

Excited	Tired	Sad
	Worried	
Angry	Scared	



Happy



Silly



Excited



Sad



Angry



Tired



Scared



Worried